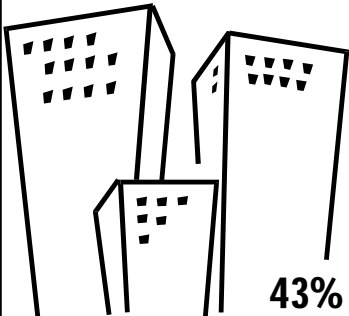


DAKOTA DATA

N.D. Metro




43% 57%

nonmetro



1996 POPULATION

U.S. Metro



80% 20%

n
o
n
m
e
t
r
o




Source:
Economic
Research
Service

NDSU Agriculture Communication

DAKOTA DATA

N.D. Metro




43% 57%

nonmetro



1996 POPULATION

U.S. Metro



80% 20%

n
o
n
m
e
t
r
o



Source:
Economic
Research
Service

NDSU Agriculture Communication