


# DAKOTA DATA

## Population Loss In 0-17 Age Group

 5.2% West Virginia

 4.0% North Dakota

 3.5% Maine

 2.0% Wyoming

 .2% Iowa

Source:  
Census  
Bureau

1990-1996

Louisiana stayed even.  
All other states gained.

NDSU Agriculture Communication


# DAKOTA DATA


## Population Loss In 0-17 Age Group

 5.2% West Virginia

 4.0% North Dakota

 3.5% Maine

 2.0% Wyoming

 .2% Iowa

Source:  
Census  
Bureau

1990-1996

Louisiana stayed even.  
All other states gained.

NDSU Agriculture Communication